
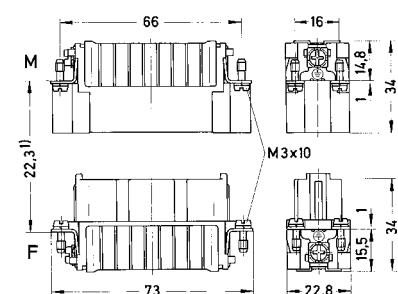

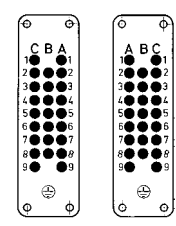
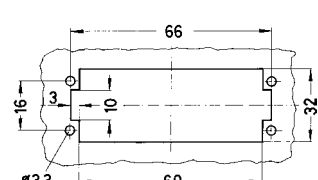


Number of contacts

25+

250 V
10 A

Han
D/DD

Identification	Part number		Drawing Dimensions in mm
	male	female	
<p>Han D®, Crimp terminal</p>  <p>Please order crimp contacts separately.</p>	09 21 025 3001	09 21 025 3101	 <p>¹⁾ Distance for contact max. 24 mm</p>
<p>Han D®, Wrap terminal, contact resistance ≤3 mOhm</p> 	09 21 025 2601	09 21 025 2701	 <p>Contact arrangement (view from termination side)</p>  <p>Panel cut out for inserts for use without hoods/housings</p>

Han D/DD

Technical characteristics

Material (contact) copper alloy

Specifications and approvals

IEC 60664-1
IEC 61984

Details


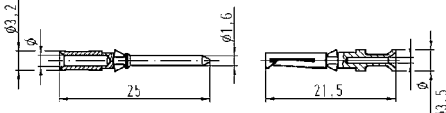

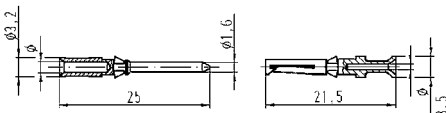

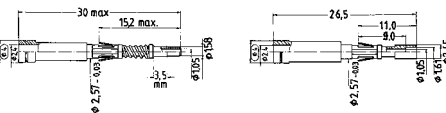
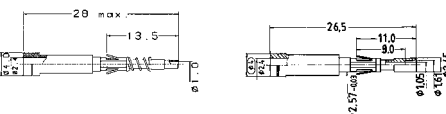
Crimping tools see chapter 90


Remarks on the crimp technique

The wire gauges mentioned in the catalogue refer to geometric wire gauges of cables.

Coding pin

Use of the coding pin prevents incorrect mating to other connectors of the same type. The male pin should be omitted from the opposing cavity in the male insert.

Identification	Wire cross section (mm ²)	Part number		Drawing Dimensions in mm																					
		male	female																						
Han D®, Crimp contact, gold plated contacts, contact resistance ≤3 mOhm 	0.14–0.37	09 15 000 6124	09 15 000 6224	 <table border="1"> <thead> <tr> <th>Wire gauge</th> <th>∅</th> <th>Stripping length</th> </tr> </thead> <tbody> <tr> <td>0.14-0.37 mm² AWG 26-22</td> <td>0.9 mm</td> <td>8 mm</td> </tr> <tr> <td>0.5 mm² AWG 20</td> <td>1.1 mm</td> <td>8 mm</td> </tr> <tr> <td>0.75 mm² AWG 18</td> <td>1.3 mm</td> <td>8 mm</td> </tr> <tr> <td>1 mm² AWG 18</td> <td>1.45 mm</td> <td>8 mm</td> </tr> <tr> <td>1.5 mm² AWG 16</td> <td>1.75 mm</td> <td>8 mm</td> </tr> <tr> <td>2.5 mm² AWG 14</td> <td>2.25 mm</td> <td>6 mm</td> </tr> </tbody> </table>	Wire gauge	∅	Stripping length	0.14-0.37 mm ² AWG 26-22	0.9 mm	8 mm	0.5 mm ² AWG 20	1.1 mm	8 mm	0.75 mm ² AWG 18	1.3 mm	8 mm	1 mm ² AWG 18	1.45 mm	8 mm	1.5 mm ² AWG 16	1.75 mm	8 mm	2.5 mm ² AWG 14	2.25 mm	6 mm
	Wire gauge	∅	Stripping length																						
	0.14-0.37 mm ² AWG 26-22	0.9 mm	8 mm																						
	0.5 mm ² AWG 20	1.1 mm	8 mm																						
	0.75 mm ² AWG 18	1.3 mm	8 mm																						
	1 mm ² AWG 18	1.45 mm	8 mm																						
1.5 mm ² AWG 16	1.75 mm	8 mm																							
2.5 mm ² AWG 14	2.25 mm	6 mm																							
0.5	09 15 000 6123	09 15 000 6223																							
0.75	09 15 000 6125	09 15 000 6225																							
1	09 15 000 6122	09 15 000 6222																							
1.5	09 15 000 6121	09 15 000 6221																							
2.5	09 15 000 6126	09 15 000 6226																							
Han D®, Crimp contact, silver plated contacts, contact resistance ≤3 mOhm 	0.14–0.37	09 15 000 6104	09 15 000 6204	 <table border="1"> <thead> <tr> <th>Wire gauge</th> <th>∅</th> <th>Stripping length</th> </tr> </thead> <tbody> <tr> <td>0.14-0.37 mm² AWG 26-22</td> <td>0.9 mm</td> <td>8 mm</td> </tr> <tr> <td>0.5 mm² AWG 20</td> <td>1.1 mm</td> <td>8 mm</td> </tr> <tr> <td>0.75 mm² AWG 18</td> <td>1.3 mm</td> <td>8 mm</td> </tr> <tr> <td>1 mm² AWG 18</td> <td>1.45 mm</td> <td>8 mm</td> </tr> <tr> <td>1.5 mm² AWG 16</td> <td>1.75 mm</td> <td>8 mm</td> </tr> <tr> <td>2.5 mm² AWG 14</td> <td>2.25 mm</td> <td>6 mm</td> </tr> </tbody> </table>	Wire gauge	∅	Stripping length	0.14-0.37 mm ² AWG 26-22	0.9 mm	8 mm	0.5 mm ² AWG 20	1.1 mm	8 mm	0.75 mm ² AWG 18	1.3 mm	8 mm	1 mm ² AWG 18	1.45 mm	8 mm	1.5 mm ² AWG 16	1.75 mm	8 mm	2.5 mm ² AWG 14	2.25 mm	6 mm
	Wire gauge	∅	Stripping length																						
	0.14-0.37 mm ² AWG 26-22	0.9 mm	8 mm																						
	0.5 mm ² AWG 20	1.1 mm	8 mm																						
	0.75 mm ² AWG 18	1.3 mm	8 mm																						
	1 mm ² AWG 18	1.45 mm	8 mm																						
1.5 mm ² AWG 16	1.75 mm	8 mm																							
2.5 mm ² AWG 14	2.25 mm	6 mm																							
0.5	09 15 000 6103	09 15 000 6203																							
0.75	09 15 000 6105	09 15 000 6205																							
1	09 15 000 6102	09 15 000 6202																							
1.5	09 15 000 6101	09 15 000 6201																							
2.5	09 15 000 6106	09 15 000 6206																							
F.O. contact  for 1 mm plastic fibre		20 10 001 3212 20 10 001 3213	20 10 001 3222	 20 10 001 3212 + 20 10 001 3222 for Han® 7 D, Han® 8 D, Han® 40 D, Han® 64 D, Han® 80 D, Han® 128 D  20 10 001 3213 + 20 10 001 3222 for Han® 15 D, Han® 25 D, Han® 50 D																					

Identification	Wire cross section (mm ²)	Part number		Drawing Dimensions in mm
		male	female	
Han D [®] , Han DD [®] , Coding pin, plastic  only for crimp termination with loss of one contact			09 33 000 9915	

Han
D/DD

Features

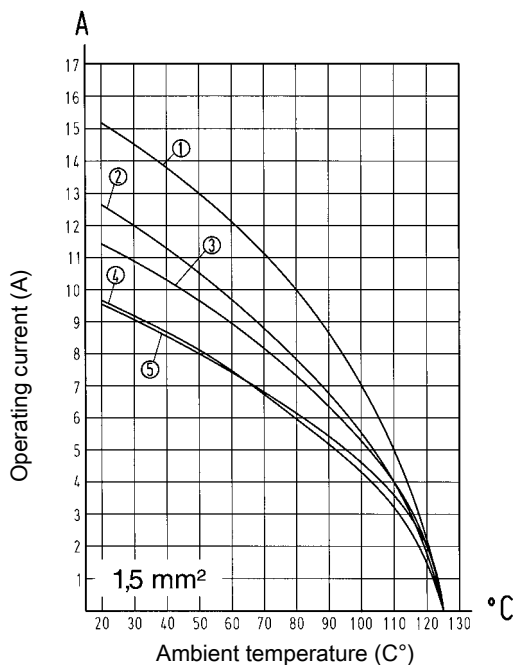
- High density of contacts
- For requirements up to 250 V / 10 A
- Time saving rapid termination by use of crimping contacts
- Gold and silver contacts available
- Suitable for thermo- and 1 mm F.O. contacts

Derating

Current carrying capacity

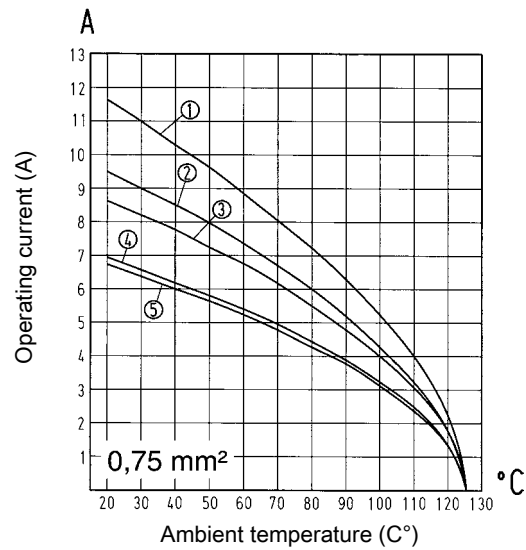
The current carrying capacity of the connectors is limited by the thermal load capability of the contact element material including the connections and the insulating parts. The derating curve is therefore valid for currents which flow constantly (non-intermittent) through each contact element of the connector evenly, without exceeding the allowed maximum temperature.

Measuring and testing techniques acc. to IEC 60512-5-2



- ① Han® 7 D
- ② Han® 15 D
- ③ Han® 25 D
- ④ Han® 40 D
- ⑤ Han® 64 D

Derating



- ① Han® 7 D
- ② Han® 15 D
- ③ Han® 25 D
- ④ Han® 40 D
- ⑤ Han® 64 D

Technical characteristics

Contacts	15, 25, 40, 50, 64, 80, 128
Electrical data acc. to IEC 61984	10 A 250 V 4 kV 3
Rated current	10 A
Rated voltage	250 V
Rated impulse voltage	4 kV
Pollution degree	3
Rated voltage acc. to UL	600 V
Rated voltage acc. to CSA	600 V
Insulation resistance	≥10 ¹⁰ Ohm
Limiting temperatures	-40 °C ... 125 °C
Flammability (insert) acc. to UL 94	HB, V 0
Mating cycles	≥500
Material (insert)	polyamide, polycarbonate
Colour (insert)	RAL 7032 (light grey)
Dimensions wire wrap post	1 x 1 mm, length 22 mm
Material (contact)	copper alloy

Specifications and approvals

IEC 60664-1
IEC 61984
EN 175301-801



Details

Han® 40 and 64 D made of polycarbonate (flammability acc. to UL 94: V 0)

ATTENTION! Guide pins and bushes are prescribed (see chapter 80).